













**Census Bureau - 2008 Estimates
Income & Poverty by County**







All ages in poverty, 2008

 ID	 State and County	 Number	 90% Confidence Interval	 Percent	 90% Confidence Interval
21033	Caldwell County	2,123	1,700 to 2,546	16.8	13.5 to 20.2
21047	Christian County	15,145	12,959 to 17,332	20.6	17.6 to 23.6
21055	Crittenden County	1,639	1,321 to 1,957	18	14.5 to 21.5
21107	Hopkins County	8,421	6,927 to 9,916	18.5	15.2 to 21.8
21139	Livingston County	1,284	1,025 to 1,543	13.6	10.9 to 16.3
21143	Lyon County	1,096	871 to 1,321	16.4	13.0 to 19.7
21177	Muhlenberg County	6,388	5,179 to 7,596	21.4	17.4 to 25.5
21219	Todd County	2,181	1,744 to 2,617	18.2	14.5 to 21.8
21221	Trigg County	1,849	1,482 to 2,217	13.9	11.2 to 16.7

Under age 18 in poverty, 2008





 ID	 State and County	 Number	 90% Confidence Interval	 Percent	 90% Confidence Interval
21033	Caldwell County	625	488 to 761	23.4	18.3 to 28.5
21047	Christian County	7,306	6,055 to 8,557	29	24.0 to 33.9
21055	Crittenden County	570	444 to 697	29.7	23.1 to 36.3
21107	Hopkins County	2,749	2,192 to 3,305	26.5	21.1 to 31.9
21139	Livingston County	372	290 to 455	19.8	15.5 to 24.3
21143	Lyon County	230	180 to 280	19.2	15.0 to 23.4
21177	Muhlenberg County	1,945	1,535 to 2,354	29.1	23.0 to 35.3
21219	Todd County	861	673 to 1,049	27.3	21.3 to 33.2
21221	Trigg County	593	463 to 723	20.8	16.2 to 25.3

Ages 5-17 in families in poverty, 2008

 ID	 State and County	 Number	 90% Confidence Interval	 Percent	 90% Confidence Interval
21033	Caldwell County	415	317 to 513	21.4	16.4 to 26.5
21047	Christian County	4,423	3,540 to 5,306	25	20.0 to 30.0
21055	Crittenden County	391	297 to 485	28.4	21.6 to 35.3
21107	Hopkins County	1,849	1,442 to 2,256	25	19.5 to 30.5
21139	Livingston County	236	179 to 293	17.2	13.0 to 21.4
21143	Lyon County	154	117 to 191	17	12.9 to 21.1
21177	Muhlenberg County	1,270	986 to 1,554	26.8	20.8 to 32.7
21219	Todd County	557	425 to 689	25.1	19.1 to 31.0
21221	Trigg County	376	287 to 465	17.9	13.7 to 22.1

Census Bureau - 2008 Estimates
Income & Poverty by County

Median household income, in dollars, 2008

 ID	 State and County	 Estimate	 90% Confidence Interval
21033	Caldwell County	35,697	32,625 to 38,768
21047	Christian County	37,775	34,863 to 40,687
21055	Crittenden County	34,009	30,574 to 37,444
21107	Hopkins County	40,027	37,169 to 42,885
21139	Livingston County	38,712	35,057 to 42,366
21143	Lyon County	40,932	36,807 to 45,056
21177	Muhlenberg County	34,844	31,484 to 38,204
21219	Todd County	36,083	32,907 to 39,258
21221	Trigg County	43,316	39,818 to 46,813